



# **THE ALF**

**(Translation Helper for Application Language Files)**

**- Quickstart English-**

**Release 1.1**

Copyright © by Jens Wahl, Rosenheim/Upper Bavaria 2018-2019  
All rights reserved!  
For all images / photos: Copyright by Jens Wahl; no usage allowed!

# Content

Content.....	2
License information .....	3
1. Terms of a License .....	3
2. License type and retransmission of the software.....	3
3. Safety Copies .....	4
4. Copyright, warranty and liability limitations .....	4
5. Final regulations.....	5
What can I do with the „The ALF“? .....	6
Installation .....	7
Settings .....	8
Program use .....	9
1. Main form.....	9
2. Translation-Form.....	9
2.1 Group „Source“ .....	10
2.2. Group „Destination“ .....	10
3. Compare-Form.....	14
Page „Info“ .....	17
Error Handling .....	18
Appendix A: List of Icons and Shortcuts .....	19
Appendix B: Translations.....	20
Option 1: Manual Translation of the Language File.....	20
Option 2: Translation of the Language File using “The ALF” .....	20
Translation of the QuickStart document .....	21
Appendix C: Translators .....	22
Appendix D: Used Tools and Components / Acknowledgements .....	23

# License information

Please read these chapter carefully BEFORE using this software!

The program „The ALF“ is the property of the author Jens Wahl.

This licensing agreement with liability limitations is a legally binding contract („License agreement“) between you as user as a natural or legal person („User“) and the software author Jens Wahl („Author“) in question to the above named software product „The ALF“. This includes all additional files to this software.

## Content:

1. Terms of a license
2. License type and retransmission of the software
3. Safety Copies
4. Copyright, warranty and liability limitations
5. Final clause

## 1. Terms of a License

The usage of this software is only allowed if you agreed with **all terms** of this License agreement. Your compliance is manifested if you have installed the software or you use it.

Without your compliance there is no contract between you as user and the author.

## 2. License type and retransmission of the software

The program „The ALF“ is freeware and may be freely used, copied and passed on, if the following conditions are met:

- The full program for both private and business purposes may use for free.  
EXCEPTION: The usage of this software in applications or systems, in which malfunctions of this software as far as it is humanly possible can create bodily injury or bodily harm with fatal consequences is not allowed! The usage of this software in such environments is out of this License agreement. Every liability of the author is excluded for damages or deficits because of such a not allowed usage. If the author get knowledge of offenses against this License agreement he can deprive you the License to use this software for all time.
- You can use the program but not offer it for sale as a single program or bundled with other software.
- You may not offer the program on a fee-based web site for free download.
- For all other types of publication, a written authorization (letter personally

signed) is required by the author, this permit may be charged. You have NO right to grant such permission.

- The program will also transfer to third parties ever owned by the author.
- The program must not be altered or decompiled, in particular, the program name and the name of the author may not be changed.
- The author remains the owner of all rights to the program.

### **3. Safety Copies**

Every License holder has the right to create one or more copies for saving reasons.

**It is strongly recommended to create a data backup of the software and also for all image-, audio- or video-files used with this software BEFORE using.**

### **4. Copyright, warranty and liability limitations**

This software is Copyright © by Jens Wahl, Rosenheim. All rights reserved.

The program is supplied "as is" without warranty of any kind  
The user accepts that the use made of the program and its services and documentation at their own risk / own risk.

#### **THE AUTHOR DOES NOT WARRANT:**

1st That the program is free of errors.

2nd That the program is working without interruption.

3rd That the program meets your needs.

4th That software errors will be corrected, that the program will be adapted to specific conditions or that new versions / updates of the program are provided.

There is no warranty for the functionality.

For damages resulting from the use of the program (e. g., data loss, business interruption, loss of earnings and other financial losses), the author accepts NO RESPONSIBILITY, even if the damages were foreseeable.

The software is virus detected. But it lies in the liability of the user to run virus detection on its computer(s) periodical, especially after the download. The author is not liable for such damages.

The usage of this software in applications or systems, in which malfunctions of this software as far as it is humanly possible can create bodily injury or bodily harm with fatal consequences is not allowed! The usage of this software in such environments is out of this License agreement. Every liability of the author is excluded for damages or deficits because of such a not allowed usage.

if the user downloads or installs this software, the user agrees with all terms of this License agreement. Hence, these are announced during the installation in the same text to begin with. In addition, this file can be downloaded with the License terms apart from the installation routine and can be read before the installation.

## **5. Final regulations**

Changes of this License arrangement need the written form and must be signed by the user and the originator.

Should parts of this License arrangement be ineffective or unenforceable or become, from this the effectiveness and enforceability of the remaining regulations of this License arrangement is not touched. In this case the parties undertake to agree on an effective regulation instead of the ineffective regulation which comes to the economic purpose of this License arrangement so near as possible.

It is worth the right of the Federal Republic of Germany. Legal venue is Rosenheim / Upper Bavaria.

## What can I do with the „THE ALF“?

This program is a byproduct to „SIGAMOS“, when I was looking for a chance to publish the documentation not only in German and English language.

„The ALF“ is only a **help application** for a half automatic translation of languages files for software programs using Google Translate. These files should have a structure like the lng-files in all my freeware programs:

Identifier=Value

Here you have to translate only the value. Instead of the equality sign you can use any other sign. More detailed information you can read in the chapter „Program use“.

**Important:** The value **may not include line breaks**. Otherwise the correct assignment of the value to the identifier is no longer possible. In such cases it can be helpful to create an identifier for each single row.

How exact are the translations of Google Translate? You can read something about it at the end of the chapter „Program use“.

Because you can use this program private and commercial I never assigned it to one of my software series („PRIMA“ and „SiBA“).

**Tip:** This application includes 2 internal skins. This means that you don't have to install the skins before starting this program. Only if you want to choose another skin you have to install this extra download file on your computer. Please read the notes for installation the skins in the download area!

On using this software there will no other software be hidden installed or without any question. There are no banner ads in my program too.

# Installation

The program tests occurred under Windows 8 64 bits as well as Windows 10 64 bit. With tests in the Virtual fashion with XP there was skin problems. Use so the program please only from Windows Vista above!

There is no installation file for this program. Easy unpack the file the\_alf\_EN.7z or the\_alf\_EN.zip into the wished folder and you can start. So you will get also the possibility to use it portable on an USB-stick or on a SDHC card.

The only one difference between the files the\_alf\_DE.7z and the\_alf\_EN.7z (also between the the\_alf\_DE.zip and the\_alf\_EN.zip) is, that the named language is default (on the DE-files German, on the EN-files English). But you can change the language in the options when ever you want it. At the time there are six language files (all other as the German one were created by „Google Translate“ and „The ALF“):

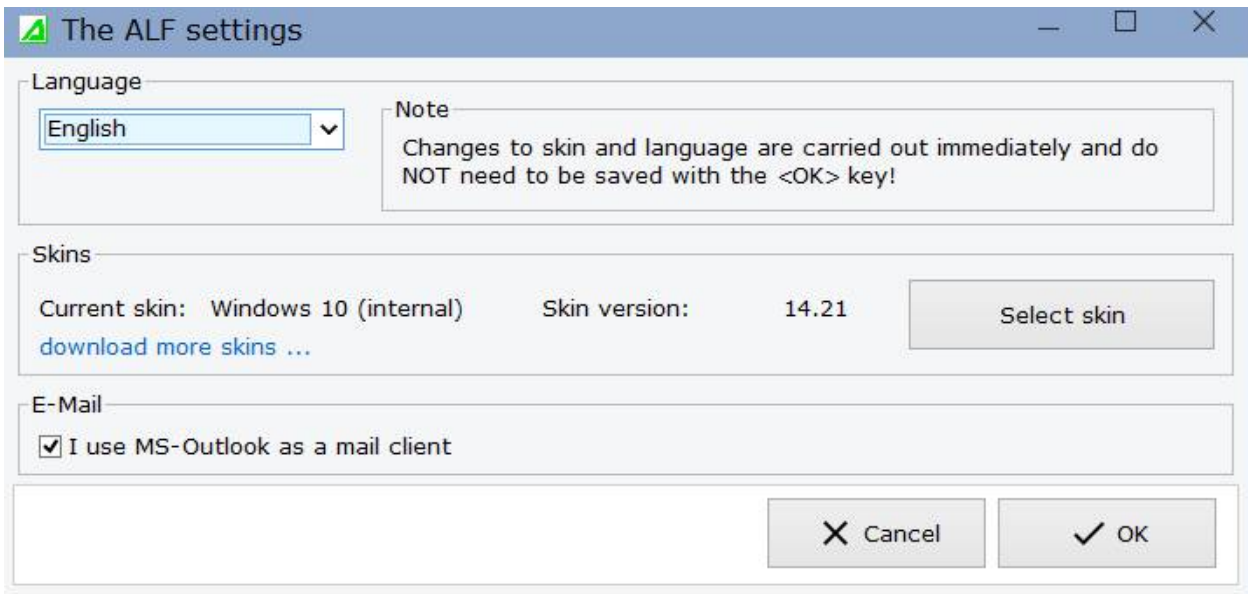
- German
- English
- Spanish
- French
- Portuguese
- Russian

New with Release 1.1 is the Greek language file, translated by geogeo.gr.

# Settings

While finishing the program the topical skin as well as the window position, the used skin and the language are automatically stored and put by the next program start again.

All made changes are independent from the user.  
Open the settings form using the main menu or by <CTRL>+<T>:



a) Change language:

The combo box contains only German and English as default. If you select another language all labels and texts will be replaced. For more languages see appendix C.

b) Skins: If you haven't downloaded skins you can only switch between the both internal skins. Otherwise select the folder where you saved the downloaded skins using the context menu. Then you can select from all available skins.

A click on one skin in the selection window will open it.

You can download more skins about <http://www.inntalsoftware.de/en/skins.html>. Download the skins for version 14.xx and unpack it into a folder of your choice.

c) E-Mail: if you are using MS Outlook as your default mail client than you should check this box because at all other mail clients the program uses another function to create an e-mail.



# Program use

## 1. Main form

If you start this program the first time the data grid is empty. If you save your translation settings you can see here all saved entries:

Program	Version	Date	Language original	Language destination	File original	File destination	N
The ALF	1.0	03.05.2019	DE	PT	D:\Programmier	D:\Programmierung	1
PRIMA Image Racer	5.0	20.12.2018	DE	EN	D:\PrimaIR_DE.	D:\PrimaIR_EN.Ing	1
PRIMA Rapid Image Viewer	1.5	15.03.2019	DE	SK	D:\riv_de.Ing	D:\riv_sk.Ing	0
ImageInfo	1.3	21.02.2019	DE	BG	D:\skde.Ing	D:\Programmierung	0
PRIMA Knowledge & Information	2.3	03.05.2019	DE	DA	D:\Programmier	D:\Programmierung	0

You can open, delete or sort the entries in the data grid. Changes at the data grid (column width, sorting) are saved automatically on closing the program.

## 2. Translation-Form

If you click on the button "New" then you will see a new empty form:

The last used language for source and destination are the default. The same is for the separator.

## 2.1 Group „Source“

You can fill in or select the program name to which you want to create a new language file. The version you can fill in if you want.

The separator is a MUST-field. You can fill in any character or select one from the list. The same is for the language.

The field "Path" is the path to the already existing language file which shall be the "template" for the new one you want to create. For example you have already a German language file created and want to translate it into English. Then you have to select the path to the German language file.

## 2.2. Group „Destination“

Here you must select the destination language.

**Note:** All languages should be a combination of two characters which are supported by „Google Translate“!

Select the path to the file you want to create. The easiest way for it is to copy the path from the source group and rename it.

Untranslatable lines: If you fill in a value greater than zero (e. g. 8) then the program will NOT translate the first x rows (in our example the first 8 rows).

Separators in this rows are ignored. This can be useful for file headers.  
Start = do not translate: Here you can fill in any character combination (one or more characters). If the application find this combination at the begin of a row tahn the program will not translate this row (e. g. at comments). Possible characters can be a semicolon (at Ini-files) or the word "REM".

If you open an entry from the data grid all the values of this entry are filled in into the form:

Translation Helper for Application Language Files - Translate

Source

Program Name: PRIMA Image Racer

Version: 5.0

Separator: =

Language: DE

Path: D:\PrimaIR\_DE.Ing

Encoding: BigEndianUnico

Destination

Language: EN

Path: D:\PrimaIR\_EN.Ing

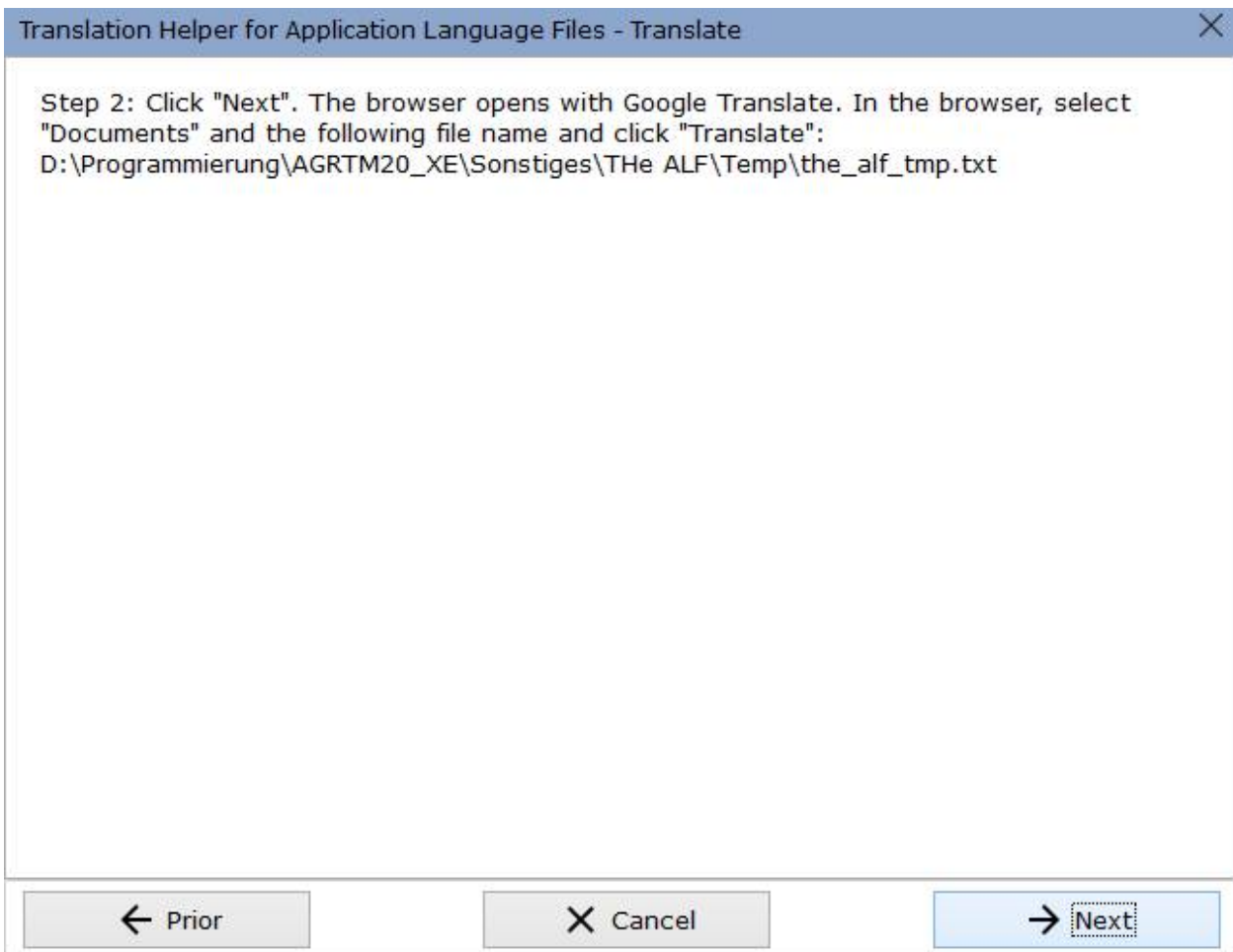
Untranslatable lines: 11

Start = do not translate line ;

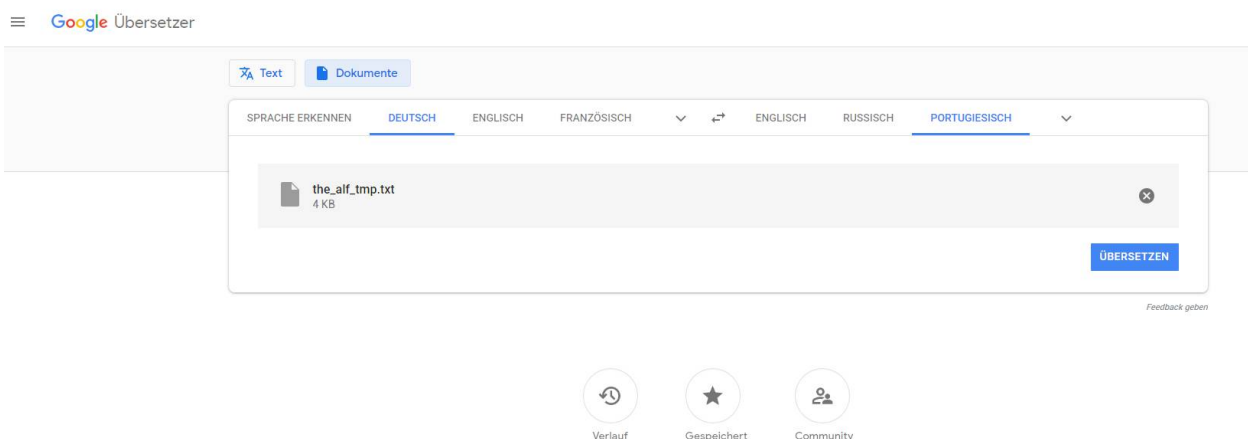
Prior Cancel Next

In the example above a German language file is to translate into English.  
**Important:** In both „Language“-fields you MUST fill in the short sign used by Google! These are not every time only two characters: For example you have to use for traditional Chinese the following: zh-TW.

Independent from the fact if you clicked on "New" or "Open" you have to click on "Next":



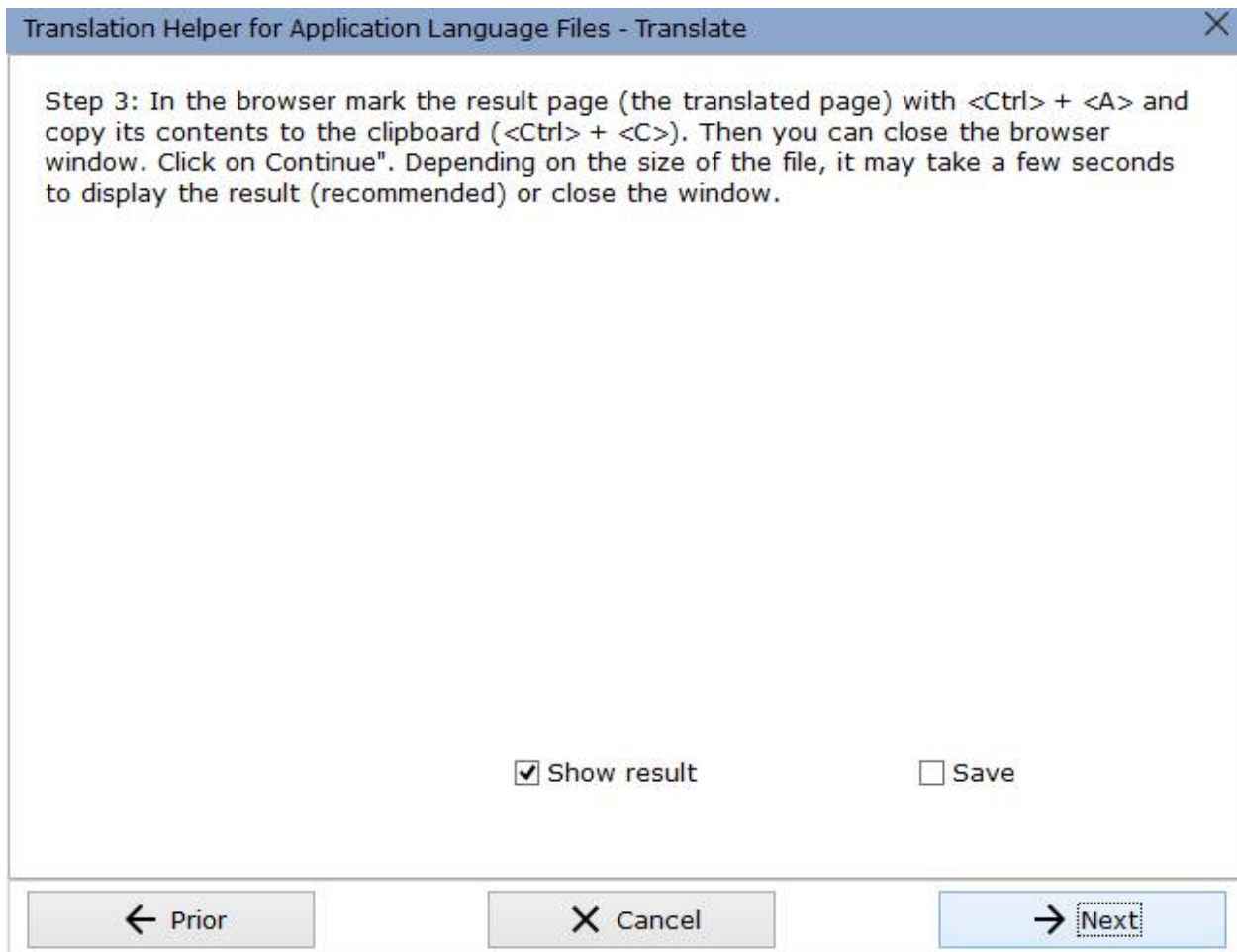
In Step 2 you get only an "instruction" what you have to do: If you click on "Next" again your default browser opens "Google Translate". Source and destination language are set. Click on "Documents" and select the document the\_alf\_tmp.txt (this filename and path is always the same because it's only a temporarily file. Then click on "Translate":



May be that the translation needs some seconds, then you can see it like that:

Open picture  
opens an existing picture or photo  
Shut down  
closes the currently opened file  
Save as...  
saves the current file under a different name and / or format  
open in external editor  
opens the current file in the external editor (if specified)  
To press  
prints the currently opened file (with print preview)  
Copy  
copies the picture or marker to the clipboard  
Insert  
inserts an image from the clipboard replacing the marker or image  
e-mail  
sends the marked pictures / act. Picture / act. Frame as an e-mail attachment  
to turn left  
turns the picture 90 ° to the left  
turn right  
turns the picture 90 ° to the right  
flipping horizontally  
reflects the picture horizontally  
vertical mirroring  
reflects the picture vertically  
first picture  
displays the first image in the current folder  
previous picture  
displays the previous image in the current folder  
next picture  
displays the next image in the current folder  
last picture  
displays the last image in the current folder  
previous page  
displays the previous page (multipage file)  
next page  
displays the next page (multipage file)  
Play  
plays the animated gif file  
Options ...  
Show options

Then you should look what you have to do in Step 3:

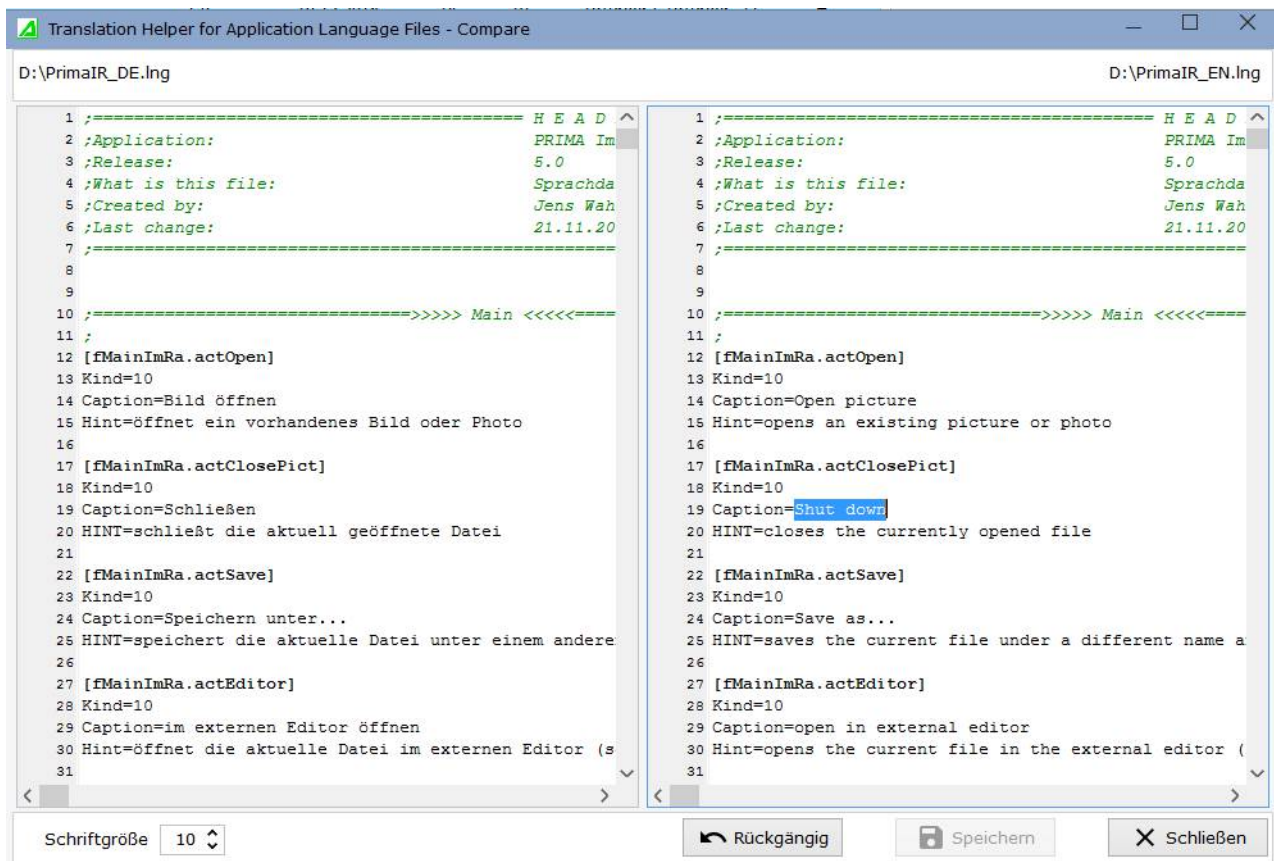


You have to select the complete content of the browser page and copy it into the clipboard. After them you can close the browser.

- Checkbox „Show result“: If you checked it you will see a form for compare and post-editing the result after another click on “Next”. If you didn’t check it the translation form is closed. Where you can find the result file you have filled in (Group “Destination”, field “Path”).
- Checkbox „Save“: It is automatically checked on “New” or if you modified an existing entry, otherwise not checked. Writes a record into the data grid for reuse it.

### 3. Compare-Form

This can you see if you checked “Show result”:



At the left you find the original (source) file - this is read only. At the right you see the new created file. Here you can modify and save the content. If you scroll the content by mouse both windows are synchronized. The Font Size is for both windows.

**Note: It is necessary to check the result!** This can you see in the picture above (blue selection): Instead „shut down“ it must be „Close“ as a correctly translation. Also on translations into languages for which you do not have any knowledge you should check the case sensitivity. Additional to this I check some single words with other translation tools. For instance the German Word for “Save” was translated into Spanish and Portuguese as “Save As”. If „Google Translate“ doesn’t know a word it uses the English word (e. g. „Icelandic“ instead of „Íslenskur“) or write easy „Om“.

A small comparison you can see in the next picture: At the left hand side you find a part of the „Google Translate“ translation into Greek, at the right the same part translated by the native speaker geogeo:

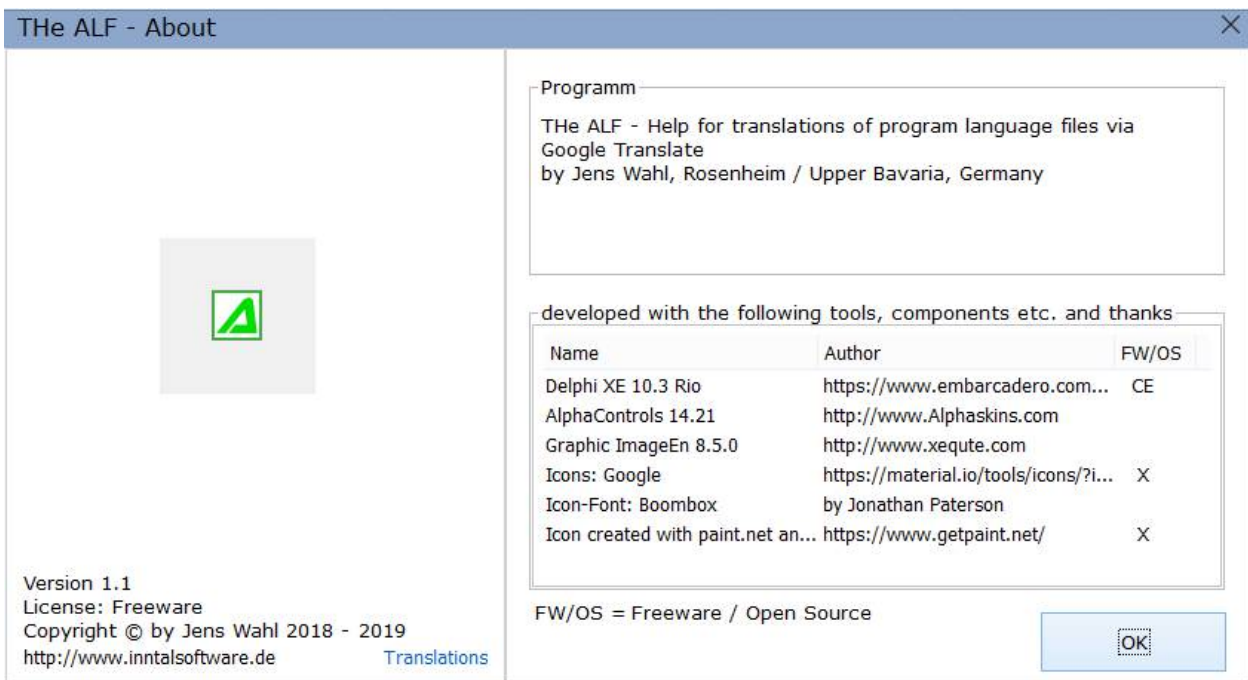
[fMainRIV.actClose] Kind=10 Caption=κοντά Hint=Τερματίζει το πρόγραμμα	[fMainRIV.actClose] Kind=10 Caption=Κλείσιμο Hint=Κλείσιμο του προγράμματος
[fMainRIV.actHelp] Kind=10 Caption=Πρήγορη εκκίνηση Hint=Εμφάνιση του εγγράφου QuickStart (PDF)	[fMainRIV.actHelp] Kind=10 Caption=Πρήγορη έναρξη Hint=Ανοίγει μια σύντομη περιγραφή σε αρχείο PDF
[fMainRIV.actAbout] Kind=10 Caption=Σχετικά με ... Hint=πληροφορίες για το πρόγραμμα	[fMainRIV.actAbout] Kind=10 Caption=Περί... Hint=Πληροφορίες προγράμματος
[fMainRIV.actOpen] Kind=10 Caption=ανοιχτό Hint=επιλέξτε μια εικόνα ή μια φωτογραφία για προβολή	[fMainRIV.actOpen] Kind=10 Caption='νοιγμα Hint=Επιλέξτε μια εικόνα ή φωτογραφία για προβολή
[fMainRIV.actFirst] Kind=10 Caption=πρώτη εικόνα Hint=μεταβείτε στην πρώτη εικόνα	[fMainRIV.actFirst] Kind=10 Caption=Πρώτη εικόνα Hint=Μετάβαση στην πρώτη εικόνα
[fMainRIV.actPrior] Kind=10 Caption=προηγούμενη εικόνα Hint=μεταβείτε στην προηγούμενη εικόνα	[fMainRIV.actPrior] Kind=10 Caption=Προηγούμενη εικόνα Hint=Μετάβαση στην προηγούμενη εικόνα



# Page „Info“

Shows the window „About“ with program information (it's also possible by the main menu „About...“).

In the list on the right hand side you can read the version of the Alpha Controls (in the picture: 14.21). This is important if you like to download yourselves additional skins, because the version number (at least the number must agree on the left before the point, so here 14) with that of the skins (with the exception that you can use the skins of version 11 also for version 12 and 13).



















## Error Handling

If you have a problem or an error occurs than please send an e-mail to support@inntalsoftware.de with „The ALF“ in the subject (or use the „Send an e-mail to support“-Menu-item in the main menu).

- Used operating system.
- On which function occurs the error.
- It would be great if you could attach a screen shot of the error to the mail or the wrong language file.

It's also possible to send me an e-mail with wished functions.

# Appendix A: List of Icons and Shortcuts

Icon	Shortcut	Description
<b>1. Main form</b>		
	CTRL + O	Open a saved translation
		Open main menu
	CTRL + N	Create a new (empty) translation
	CTRL + Del	Delete a saved translation
	CTRL + T	Open settings form
	F1	Open QuickStart-Document (this)
	CTRL + I	Display program information
		Check for updates
		Create an E-Mail to support
	CTRL + Q	Quit this program
<b>2. Translation form</b>		
		Back
		Next
	Esc	Cancel / Close
<b>3. Compare form</b>		
	CTRL + Z	Undo
	CTRL + S	Save
	Esc	Close

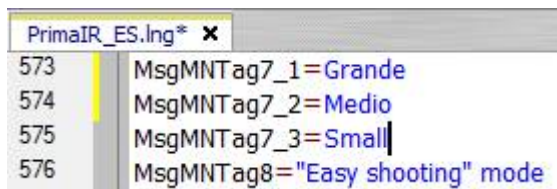
## Appendix B: Translations

If you like this program but it's not in your language then you can translate it yourself if you want.

### Option 1: Manual Translation of the Language File

Here is a description for it (the images were from „Prima Image Racer“):

- Create a copy of the file the\_alf\_DE.lng or the\_alf\_EN.lng (which you want to take as source for the translation into your language). Rename the copied file: replace the country code DE or EN with yours (e. g. in the\_alf\_ES.lng for Spanish, exactly 2 letters as country code!).
- Open the renamed file in a text editor (e. g. Notepad++ or SynWrite) and translate all values (words, sentences) on the right hand side of the equal sign (e. g. from English into Spanish):



```
PrimaIR_ES.lng* x
573 MsgMNTag7_1=Grande
574 MsgMNTag7_2=Medio
575 MsgMNTag7_3=Small
576 MsgMNTag8="Easy shooting" mode
```

- Save your changes.
- Open the file the\_alf.ini with a text editor and add an entry with your language in the [LANG]-section:  
old:



```
PrimaIR.ini x
20 [LANG]
21 DE=Deutsch
22 EN=English
23
24
```

new after inserting of Spanish:



```
PrimaIR.ini* x
20 [LANG]
21 DE=Deutsch
22 EN=English
23 ES=Español
24
```

- Save and close the the\_alf.ini.
- Start THE ALF and select your language.

Please make short texts in the program. Otherwise it's possible that the text is cut.

### Option 2: Translation of the Language File using “The ALF”

What you have to do you can read in this document.

## Translation of the QuickStart document

Who want to translate the manual but not from the PDF-file can get a document in the following formats (send an e-mail to me):

Softmaker Office Textmaker	.tmdx	original format Textmaker-Release 2018
Softmaker Office Textmaker	.tmd	for Textmaker 2006,2008, 2010, 2012 or 2016, please tell me your used Textmaker-Release
Microsoft Office Word	.doc	for Word 97/2000 or XP/2003
Microsoft Office Word	.docx	Word 2007 and above
OpenOffice Writer	.odt	tested only with Release 4
LibreOffice Writer	.odt	tested with Release 6

Please tell me what format you want to use.

Also please tell me the language into you want to translate. So I can coordinate parallel translations into the same language (if exists). This is also important for program translations.

Who wants it can send me the program- and/or manual-translation. In the next release all users can use it and your name will be published as translator (if you want this).

# Appendix C: Translators

## German (Original)

Program Jens Wahl  
Manual Jens Wahl

## English

Program Google Translate supported by "The ALF"  
Manual Jens Wahl with help by [www.leo.org](http://www.leo.org)

## Greek

Program [www.geogeo.gr](http://www.geogeo.gr)

## French, Portuguese, Russian, Spanish

Program Google Translate supported by "The ALF"

## Appendix D: Used Tools and Components / Acknowledgements

Program- ming Lan- guage	Delphi XE 10.3 Rio	<a href="http://www.embarcadero.com">http://www.embarcadero.com</a>	Community Edition
Skins and the mostly components	Alpha Controls 14.21	<a href="http://www.Alphaskins.com">http://www.Alphaskins.com</a>	
Graphic Component	ImageEn 8.5.0	<a href="http://www.xequte.com">http://www.xequte.com</a>	
Icons	Google Icons	<a href="https://material.io/tools/icons/?style=baseline">https://material.io/tools/icons/?style=baseline</a>	Freeware
Icon-Font	Font "Boombbox"	Jonathan Paterson	free usage
Icon Crea- tion	paint.net and „PRI- MA Image Racer“	<a href="http://www.getpaint.net">http://www.getpaint.net</a>	free usage
Help on translation into English	Leo German-Eng- lish	<a href="http://dict.leo.org">http://dict.leo.org</a>	free usage